

Piping Package Nomenclature

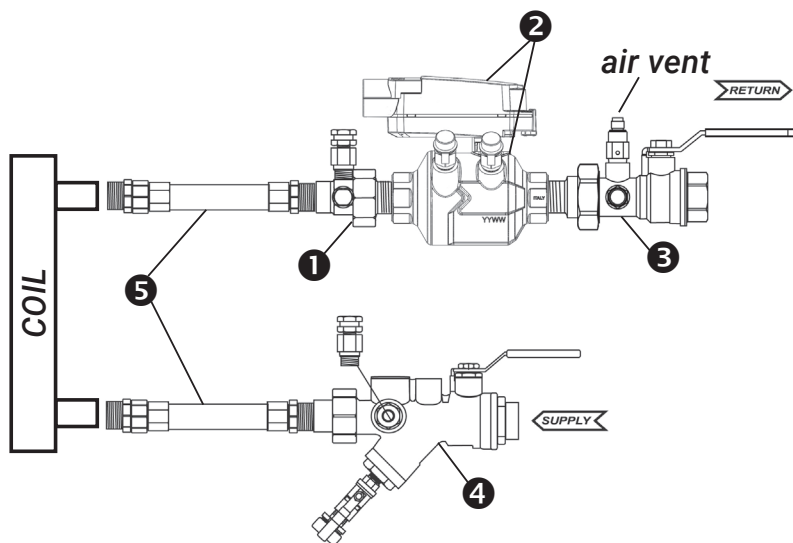
P 2	1 1 1	1 2 1 3	1 2 1 1	2
Piping Package P = Piping Package Valve Type 2 = 2-way CCV 3 = 3-way CCV E = ePIV / EV P = PIQCV Q = QCV Z = Zone Options S = Supply Side Package X = Extension Package	Union Valve Size 1 = ½" 2 = ¾" 3 = 1" 4 = 1...¾" 5 = ¾...½" A = 1½" B = 1¼" C = 2" D = 1¼...1" E = 1½...1¼" F = 2...1½" G = 1...½" H = 1¼...¾" J = 1½...1" K = 2...1¼" Body End 1 = Female NPT 2 = Copper Sweat Configuration 1 = Standard Tailpiece End Male NPT Only	Isolation Valve / Manual Balance Valve Valve Size 1 = ½" 2 = ¾" 3 = 1" 4 = 1...¾" 5 = ¾...½" A = 1½" B = 1¼" C = 2" D = 1¼...1" E = 1½...1¼" F = 2...1½" G = 1...½" H = 1¼...¾" J = 1½...1" K = 2...1¼" Body End 1 = Female NPT 2 = Copper Sweat Configuration 1 = Standard Tailpiece End Male NPT Only	Strainer / Isolation Valve Valve Size 1 = ½" 2 = ¾" 3 = 1" 4 = 1...¾" 5 = ¾...½" A = 1½" B = 1¼" C = 2" D = 1¼...1" E = 1½...1¼" F = 2...1½" G = 1...½" H = 1¼...¾" J = 1½...1" K = 2...1¼" Body End 1 = Female NPT 2 = Copper Sweat Configuration 1 = Standard Tailpiece End (Strainer Option) 1 = Female NPT 2 = Copper Sweat 3 = Male NPT Tailpiece End (Isolation Valve Option) 0 = Select "0" for Isolation Valve Option Male NPT Only	Hose Diameter & Length 1 = ½" (12" length) 2 = ½" (24" length) 3 = ¾" (12" length) 4 = ¾" (24" length) 5 = 1" (12" length) 6 = 1" (24" length) 7 = ½" (18" length) 8 = ¾" (18" length) 9 = 1" (18" length) A = 1¼" (18" length) H = 1¼" (24" length) B = 1¼" (36" length) C = 1½" (18" length) D = 1½" (24" length) E = 1½" (36" length) F = 2" (24" length) G = 2" (36" length)

Please refer to typical Piping Package layouts on pages prior to ordering. Nomenclature chart does not include all configuration options or press connection types. Manual Balance Valves require flow consideration for proper sizing. Download Select-Pro software for complete options and available configurations. Consult factory for lead time. Non-standard items have increased lead time.

Non-Standard items include:

- 1¼...2" packages of all types
- All sizes of Unions, Manual Balance Valves, Strainers and Isolation Valves without P/T ports
- All sizes of Unions, Manual Balance Valves, Strainers and Isolation Valves with extensions
- All sizes of components with press fit connections

Note: Piping Package smart code does not include the Belimo control valve in the price.



2-way PIQCV (1/2 ... 3/4") Return Side Package (Standard)

- 1 Union
- 2 Belimo Valve and Actuator (Not included in Smart Code or List Price)
- 3 Isolation Valve
- 4 Strainer or Isolation Valve (Strainer shown)
- 5 Optional hoses are available

Supply side packages feature the Belimo control valve on the supply side of the coil and the above components arranged in a supply configuration. Refer to the SelectPro software for supply side configurations.



5-year warranty

Union Technical Specifications

Fluid	chilled or hot water, 60% glycol
Sizes	1/2", 3/4"
Materials:	
Body	forged brass
Union nut	forged brass
Tailpiece	forged brass
O-ring	EPDM
Readout port body & cap	extruded brass
Readout port seal	Nordel
Pressure/temperature ratings:	
1/2...3/4"	600 psi
Component temperature	250°F maximum
Fluid temperature range	36...212°F [2...100°C]

Strainer Technical Specifications

Fluid	chilled or hot water, 60% glycol
Sizes	1/2", 3/4"
Materials:	
Body	forged brass
Union nut	forged brass
Ball	chrome plated/forged brass
Stem & gland nut	forged brass
Tailpiece	forged brass
Seals & packing	PTFE
Stem o-rings	Viton
Strainer screen	304 stainless steel /20 mesh standard
Readout port body & cap	extruded brass
Readout port seal	Nordel
Pressure/temperature ratings:	
1/2...3/4"	600 psi
Component temperature	325°F maximum
Fluid temperature range	36...212°F [2...100°C]
Leakage	0%


Isolation Valve Technical Specifications

Fluid	chilled or hot water, 60% glycol
Sizes	1/2", 3/4"
Materials:	
Body	forged brass
Gland nut	extruded brass
Ball	chrome plated/hot forged brass
Stem	extruded brass
Union nut	forged brass
Tailpiece	forged brass
Seats	virgin PTFE
Packing	virgin PTFE
Stem o-rings	Viton
Readout port body & cap	extruded brass
Readout port seal	Nordel
Pressure/temperature ratings:	
1/2...3/4"	600 psi
Component temperature	300°F maximum
Fluid temperature range	36...212°F [2...100°C]
Leakage	0%

Hose Technical Specifications

External braiding	stainless steel AISI 304
Crimping ferrules	stainless steel AISI 304
Connectors	machined brass
Fiber gasket	BA-U fiber washer
Core	formulated EPDM
Operating & burst pressure rating:	
1/2"	375 psi operating *400 psi <195°F [90°C] 1500 psi burst pressure
3/4"	300 psi operating *400 psi <195°F [90°C] 1200 psi burst pressure
Component temperature	-5...+230°F [-20...+110°C] less than 41°F with use of glycol additive


Note: Fluid temperature may be limited by the hose rating



5-year warranty

COMPONENT ORDER NOMENCLATURE

EXAMPLE: PP	211	2110	2111	3
	Union PPU211	Isolation PPV2110	Strainer PPS2111	Hose PHOSE3



Extension Packages Include:

- Extended handle for Isolation Valve and Strainer
- Extended P/T port for Union, Isolation Valve and Strainer
- Extended air vent for Isolation Valve

PIPING PACKAGE SMARTCODE (PIQCV)			UNION	ISOLATION VALVE	STRAINER	LIST PRICE
Piping Package Part # (2-way PIQCV) without hose	Valve Nominal Size		Body End/ Tailpiece End	Body End/ Tailpiece End	Body End/ Tailpiece End	
	Inches	DN [mm]				
PP 111 1110 1111 0	½	15	F-NPT/M-NPT	F-NPT/M-NPT	F-NPT/F-NPT	\$433
PP 121 1210 1212 0	½	15	Sweat/M-NPT	Sweat/M-NPT	Sweat/Sweat	\$433
PP 131 1110 1113 0	½	15	M-NPT/M-NPT	F-NPT/M-NPT	F-NPT/M-NPT	\$433
PP 11B 11B0 11B3 0*	½	15	Press/M-NPT	Press/M-NPT	Press/F-NPT	\$588
PP 211 2110 2111 0	¾	20	F-NPT/M-NPT	F-NPT/M-NPT	F-NPT/F-NPT	\$511
PP 221 2210 2212 0	¾	20	Sweat/M-NPT	Sweat/M-NPT	Sweat/Sweat	\$513
PP 231 2110 2113 0	¾	20	M-NPT/M-NPT	F-NPT/M-NPT	F-NPT/M-NPT	\$511
PP 21B 21B0 21B3 0*	¾	20	Press/M-NPT	Press/M-NPT	Press/F-NPT	\$784

PIPING PACKAGE SMARTCODE (PIQCV)			UNION	ISOLATION VALVE	STRAINER	LIST PRICE
Piping Package Part # (2-way PIQCV) with short hose	Valve Nominal Size		Body End/ Tailpiece End	Body End/ Tailpiece End	Body End/ Tailpiece End	
	Inches	DN [mm]				
PP 111 1110 1111 1	½	15	F-NPT/M-NPT	F-NPT/M-NPT	F-NPT/F-NPT	\$559
PP 111 1210 1211 1	½	15	F-NPT/M-NPT	Sweat/M-NPT	Sweat/F-NPT	\$559
PP 111 11B0 11B3 1*	½	15	F-NPT/M-NPT	Press/M-NPT	Press/F-NPT	\$651
PP 211 2110 2111 3	¾	20	F-NPT/M-NPT	F-NPT/M-NPT	F-NPT/F-NPT	\$715
PP 211 2210 2211 3	¾	20	F-NPT/M-NPT	Sweat/M-NPT	Sweat/F-NPT	\$717
PP 211 21B0 21B3 3*	¾	20	F-NPT/M-NPT	Press/M-NPT	Press/F-NPT	\$889

PIPING PACKAGE SMARTCODE (PIQCV)			UNION	ISOLATION VALVE	STRAINER	LIST PRICE
Piping Package Part # (2-way PIQCV) with long hose	Valve Nominal Size		Body End/ Tailpiece End	Body End/ Tailpiece End	Body End/ Tailpiece End	
	Inches	DN [mm]				
PP 111 1110 1111 2	½	15	F-NPT/M-NPT	F-NPT/M-NPT	F-NPT/F-NPT	\$597
PP 111 1210 1211 2	½	15	F-NPT/M-NPT	Sweat/M-NPT	Sweat/F-NPT	\$597
PP 111 11B0 11B3 2*	½	15	F-NPT/M-NPT	Press/M-NPT	Press/F-NPT	\$689
PP 211 2110 2111 4	¾	20	F-NPT/M-NPT	F-NPT/M-NPT	F-NPT/F-NPT	\$775
PP 211 2210 2211 4	¾	20	F-NPT/M-NPT	Sweat/M-NPT	Sweat/F-NPT	\$777
PP 211 21B0 21B3 4*	¾	20	F-NPT/M-NPT	Press/M-NPT	Press/F-NPT	\$949

All combinations of reorder numbers are not reflected above. Please use the nomenclature or download the SelectPro software at www.belimo.ca to configure other possible combinations.

Please Note: For return policy, refer to Piping Package section in Terms and Conditions.

* Contains Non-Standard Items